



# CONGO COMPANY REPORTS

Detailed Summary of Data, Sources & FAQs



## CONTENTS

This document includes summaries for:

- Data Sources
- Negative Data
- Credit Scores & Limits
- Local Activity Codes & VAT Numbers
- Local Business Classification
- Financial Data & Filing Requirements
- FAQs regarding data availability
- Country Population & Trade Information



## OUR DATA SOURCES

Please find below the main original sources of information (e.g., Chambers of commerce, local courts, etc). This should apply to registered companies and sole traders/non-registered companies.

**Financial data:** Local Company Register if available, Private companies in many countries in Africa are not required to publish FS.

**Negative data:** Local company register; Chamber of commerce and Local news.

**Demographic data:** Official and non-official databases.

**Payment Data:**

**Collection data:**

**Shareholder's data:** From Shareholding Documents filed at the local registry and Gazettes.

**Group Structure/Corporate hierarchy:** There are no official sources that provide this information; therefore, we load all annual reports of listed companies worldwide and all their subsidiaries and create a link to that subsidiary in the database. Many African companies are owned cross border from other countries.

**Other key information:** Official and non-official databases.  
Local Company Register.  
Chamber of Commerce.  
Local Tax Entity.  
Local National Press – Gazettes.

**How often the above data is updated e.g., daily, weekly etc.?**

On an order basis - as received.

Annually - major companies, listed companies.

**Do you contact companies via a telephone interview or site visits at regular intervals e.g., once a year?**

We conduct telephone interviews for all companies when we receive a request to conduct a report.

Site visits are not included as part of the investigation - this is available through our Due Diligence Service where available.



## NEGATIVE DATA

**What type of negative data is available?**

<b>Bankruptcies/Insolvencies:</b>	Yes.
<b>Court Cases/ Actions:</b>	Yes.
<b>Debt Collection cases:</b>	Yes.
<b>How often is this negative data updated?</b>	Annually.

## CREDIT SCORES & LIMITS

**Do you give a credit score & limit on all companies?**

Yes.

**Are there any exceptions?**

**What is the credit score intended to predict?**

Level of Risk doing business, Ability to pay its invoices and prediction of failure.

**Is payment data included in your credit scoring model?**

Yes, if available it is included in the score, however in the African continent this information is very limited.

**What does the credit limit represent?**

Maximum limit of credit within standard invoicing terms.

**How is the credit limit calculated?**

The maximum credit limit is attributed based on the Credit Rating Table, which includes the rating evaluation of the company status, comprising its size, age, stability in the market as well as in the information gathered during the investigation.

**What other company ratings are available?**



## LOCAL ACTIVITY CODES & VAT NUMBERS

### **What version of activity codes are used in the reports?**

NACE 2.0 - but we also use a conversion table from SIC codes for US and UK companies.

### **What company ID numbers are available? (e.g., the local registration number, VAT number, etc.)**

Registration Number.

VAT number where available.

### **How are the company ID numbers formatted?**

Combination of letters and numbers.

### **Are companies obliged to file a VAT number?**

Yes.

### **How is the VAT Number derived?**

A letter followed by 7 digits numbers and end with another letter.

### **If they are not obliged to file and you have this data where has this data come from?**

### **How often is the VAT number updated?**

## LOCAL BUSINESS CLASSIFICATIONS



## FINANCIAL DATA & FILING REQUIREMENTS

**Which types of company must file financial data?**

Only Listed companies.

**Are there any filing exemptions and thresholds?**

**How long after the financial year end do companies have to file financials?**

**What is the penalty for not filing the financial data, and is it likely a company would prefer the penalty rather than filing them?**

**How did you collect the accounts?**

Local registry, tax authorities when disclosed or through special authorization granted by the company, stock exchange if publicly available.

**What is the number of companies that must publish accounts?**

**What is the number of companies that can decide to publish or not publish accounts?**

**Are the accounts free in this country?**



## REGISTERED & LAW INFORMATION

Source:

[https://docsonline.wto.org/dol2fe/Pages/FE\\_Search/ExportFile.aspx?Id=55059&filename=Q/WT/TPR/S169R1-03.pdf](https://docsonline.wto.org/dol2fe/Pages/FE_Search/ExportFile.aspx?Id=55059&filename=Q/WT/TPR/S169R1-03.pdf)

## FAQS REGARDING UNAVAILABLE INFORMATION

### **Why does the local score show as inactive, however the report status shows as active?**

We always provide a score in our reports if a company is active

Local score online searches do not always show the correct status of the companies, unless for specially authorized entities with access to the Registry.

### **Why are the headquarters of companies not rated?**

The Credit Reports are produced based on the legal entities, for which purpose a Head office and its domestic branches represent one sole legal entity, being for this reason the Credit Report produced on that same entity.

### **Why is there no shareholders information?**

Depending on the legal form, country, local jurisdiction, not all entities are obliged to disclose the shareholding information for public consultation.

### **Why are some reports not available instantly on-line?**

Not all companies are available online. Countries in Africa still have records in original form and are not digitised unless a full investigation was produced on that specific entity, a full credit report needs to be freshly investigated and created.



## COUNTRY POPULATION & TRADE DATA

### Population

5,718,944

Source - <https://www.worldometers.info/world-population/congo-population/>

### GDP

Republic of the Congo is holding the 143 positions by nominal GDP. Its national debt in 2018 was (10,533 million of dollars), (77.13% debt-to-GDP ratio) and its public debt per capita is \$2,364 dollars per inhabitant.













In terms of the human development index (HDI) of Republic of the Congo, which is the index used by the United Nations to measure the progress of a country, was 0.574 points in 2019, leaving it in 149th place in the table of 189 countries published.

Source - <https://countryeconomy.com/countries/congo>

The Gross Domestic Product (GDP) in Congo was worth 49.87 billion US dollars in 2020, according to official data from the World Bank. The GDP value of Congo represents 0.04 percent of the world economy.

Source: <https://tradingeconomics.com/congo/gdp>

### Import / Export

<b>Export goods</b>	gold, diamonds, copper, cobalt, coltan, zinc, tin, tungsten, crude oil, wood products, coffee	<b>Import goods</b>	machinery, transportation equipment, fuel, food
<b>Main export partners</b>	 China 53.4%  Zambia 24.5%  Belgium 5.6%  United Kingdom 4.4% (2012 est.) <sup>[14]</sup>	<b>Main import partners</b>	 South Africa 21.4%  China 15.1%  Belgium 7.9%  Zambia 7.5%  Zimbabwe 6.1%  Kenya 5.1%  France 4.9%  Turkey 3.9% (2012 est.) <sup>[15]</sup>

Source - [https://en.wikipedia.org/wiki/Economy\\_of\\_the\\_Democratic\\_Republic\\_of\\_the\\_Congo](https://en.wikipedia.org/wiki/Economy_of_the_Democratic_Republic_of_the_Congo)

### IMF Economy and Response to COVID-19

Source - <https://www.imf.org/en/Topics/imf-and-covid19/Policy-Responses-to-COVID-19#Congo>